

# Teacher Training Modules 1, 2, 3, 4

# Modules covered in this training

---

Introduction and information every teacher needs

Module 1: Basics of Cyber Security

Module 2: Online Behaviour

Module 3: Reporting and Recovery

Module 4: When the Internet Lies

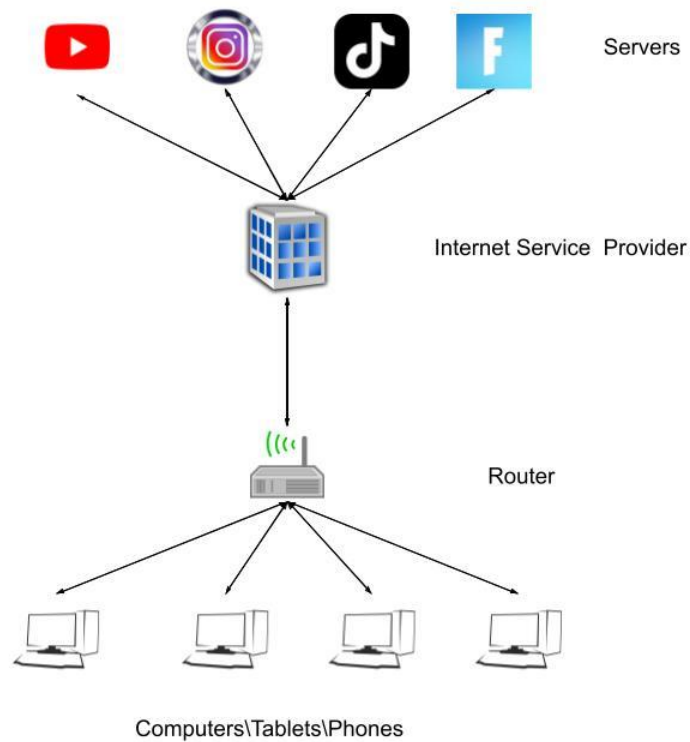
# Basic information

---

- Cybersecurity involves knowledge of both
  1. Technology
  2. Social skills

And how these interact with each other.

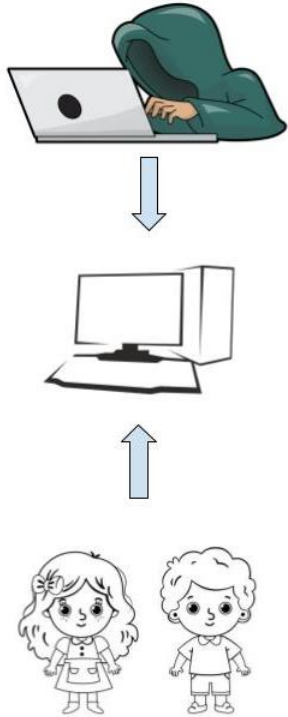
# Technical Cybersecurity (Basics)



- Computers share information over a network.
- The user sends a request for information to the router and on to the internet service provider
- The information then travels back to the user.
- Technical approaches to cybersecurity protect the flow of information

# Social Cybersecurity (Basics)

---



- Deals with the computer being used as a medium for communication
- Concentrates on giving children the skills to Identify appropriate and inappropriate behaviour online

# Module 1: Basics of Cybersecurity

---

- Goal – Objectives

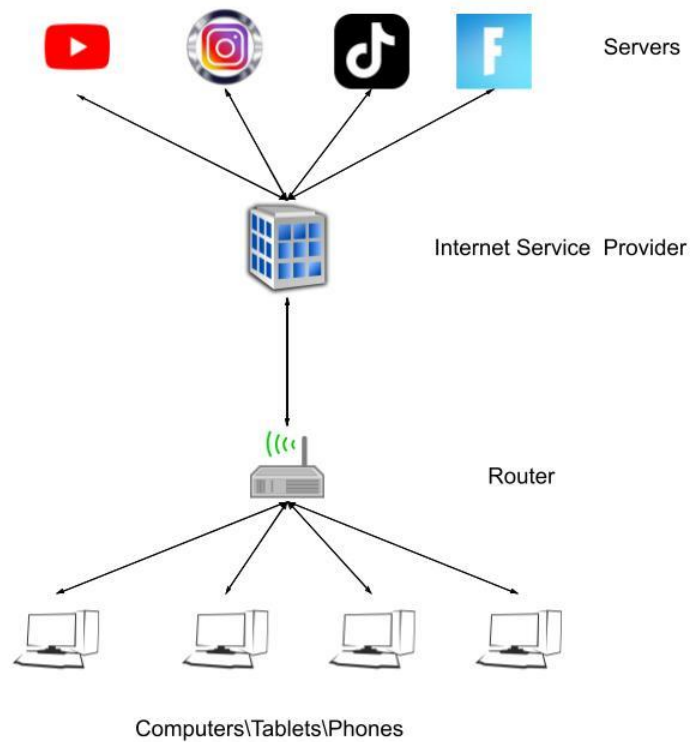
The 4 lessons introduce children to

- The topic of cyber security
- Discussing some of the basic activities people can do to make themselves safer

- Specific Topics Discussed

- Taking care of devices
- Understanding and creating effective passwords

# Basic Computer networks



- Computers share information over a network.
- The user sends a request for information to the router and on to the internet service provider
- The information then travels back to the user.

# Passwords (why they are important)

---

- Used to confirm that the user is allowed to get the information.
- Passwords are commonly attacked



# Module 2: Online Behaviour

---

- Goal – Objectives

The 4 lessons introduce children to

- the topic of online behaviour
- Discussing how behaviour online should not differ from everyday life, how everyone should be polite
- Introducing the topic of online bullying

- Specific Topics Discussed

- The concept of netiquette
- Appropriate online behaviour
- Online bullying and responding to that behaviour

# The Anonymity Problem

---

## The Good

- The internet allows people to be anonymous.
- This helps people to protect their data, and privacy

## The Bad

- People think there are no consequences to their speech or actions online
- People are more willing to act poorly to unknown than known users

# Module 3: Reporting and Recovery

---

- Goal – Objectives

The 4 lessons introduce children to

- The topic of reporting and recovery - what to do when something happens?
- Discussing different reporting possibilities

- Specific Topics Discussed

- Lost device prevention and reporting
- Lost money prevention and reporting
- Basic hacking prevention and recovery

# Who is your Trusted Adult?

---

- Features of a trusted adult
  - Doesn't get angry easily.
  - Can be accessed regularly.
  - You feel safe around.
  - Will listen and help you solve the problem

# Module 4: When the Internet Lies

---

- Goal – Objectives

The 4 lessons introduce children to

- Discussing the basics of online fake information
- Introducing different forms fake information can take

- Specific Topics Discussed

- Online purchases and wrong information
- Fake people and profiles online
- AI generated false information

# Three ways of lying online

---

Defining false information

Disinformation

Disinformation is information that is false, and the person who is disseminating it knows it is false. “It is a deliberate, intentional lie, and points to people being actively disinformed by malicious actors”.

Misinformation

Misinformation is information that is false, but the person who is disseminating it believes that it is true.

Mal-information

Mal-information is information that is based on reality but it is used to inflict harm on a person, organisation or country.

# Thank you!

Questions?